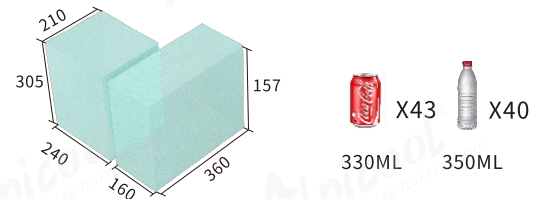




Model:ARC22 (23 Quarts)



Model:ARC35 (37 Quarts)



ARC Series is a new model of portable fridge, powered by LG durable compressor, keeping your foods and beverages cold and fresh on your daily journey. Intelligent LCD display control panel enables you to adjust temperature easily, maintaining a good condition of different types of food and improving your experience. Enjoy an easy journey with our ARC 22 or ARC35 wherever you go.

Feature

- ❄️ **FREEZES WITHOUT ICE:** -4°F(-20°C) to 68°F(20°C) powerful chilling performance, Single temperature switch in one fridge.
- ❄️ **Fixed mounting plate:** Fix the refrigerator on the mounting plate to ensure the refrigerator doesn't shake on the car. It's easy to install. Includes 1 mounting plate and several screws.
- ❄️ **CAR BATTERY PROTECTION:** With temperature memory function and three stages battery protection system prevents vehicle run out of battery.
- ❄️ **FEATURES (Exterior):** LCD display touch control panel, door latch.
- ❄️ **High performance:** LG compressor offers superior cooling experience.
- ❄️ **Fit anywhere:** Car/Jeep/Truck/Home/Dorm/Cottage/Garage/RV/Boat/Outdoor (DC/AC).
- ❄️ **Rugged design:** Shockproof and durable design for handling rocky road. Incline Operation up to 45° off level in short time.
- ❄️ **Quiet operation:** Less than 45db, like living in quiet suburb.
- ❄️ **ENERGY SAVING (MAX & ECO MODE):** Two different modes can be adjusted as needed. The compressor will stop operating when the freezer reaches the set temperature. The compressor will restart to operating when the temperature in the box rises. Generally, it would not affect your normal use, like a household refrigerator.



MODEL:	ARC22	ARC35
TOTAL CAPACITY:	22L/23.3Quarts/0.78Cu.Ft.	35L/37Quarts/1.24Cu.Ft.
FRIDGE/FREEZER (COMBINATION):	0~8°C (32~46°F) -20~-12°C (-4~10°F)	0~8°C (32~46°F) -20~-12°C (-4~10°F)
POWER SUPPLY:	100~240VAC 12/24VDC	100~240V AC 12/24V DC
RATED CURRENT:	DC 5.0A/2.5A AC 1.2A-0.5A	DC 5.0A/2.5A AC 1.2A-0.5A
RATED POWER INPUT:	60W	60W
FRIDGE DIMENSION (L x W x H):	502*435*250mm 22 5/8*20 1/2*9 7/8 inch	502*435*360mm 19 3/4*17 1/8*14 3/16 inch
PACKING SIZE (L x W x H):	575*520*310mm 22 5/8*20 1/2*126 3/16inch	575*520*428mm 22 5/8*20 1/2*16 7/8 inch
NET WEIGHT:	12kg/29.3lbs	15kg/33.1lbs
GROSS WEIGHT:	14kg/ 33.7lbs	17kg/ 37.5lbs
FCL QUANTITY:	308/644/736(20'/40'/40'HQ)	215/430/516(20'/40'/40'HQ)
NOISE LEVEL:	<45dB	<45dB



Fixed mounting plate



Lock screw



LCD touch control panel



Thick-wall insulation




Interior chamber



Removable divider



Door hinge



Door latch



Compressor system



Functional top



Door gasket