

MB5001W/MB5001B

5.25-Inch 100 Watt Marine Speakers with Bluetooth Amplifier

2x5.25" 2-Way Waterproof Stereo Speakers

PP Cone with Rubber Edge

Molded ABS Plastic Basket

Max Power: 100 Watts

Magnet: 8 Oz

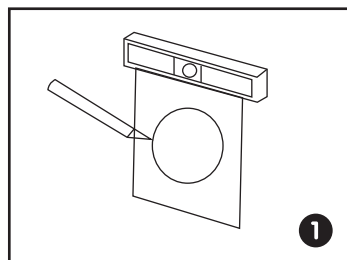
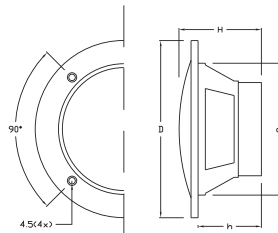
Voice Coil: 1.0"

Frequency Response: 80Hz - 20KHz

Impedance: 4 Ohms

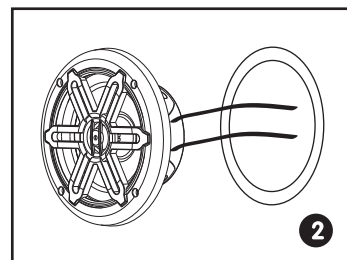
Sensitivity: 90 dB

Dimensions(mm): D166,d121,H83,h57



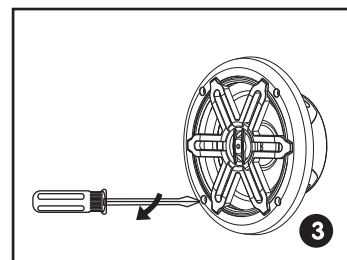
1

Cut the drywall.
Note: Always allow at least one-half inch between a wall stud and the speaker cutout or the locking tabs will not be able to swivel into place.



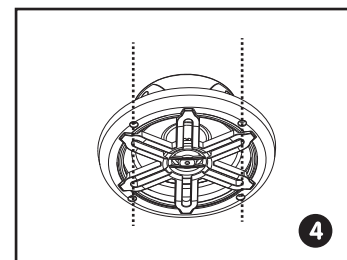
2

Connect the speaker wires to the speaker.



3

Screw down each of the four Phillips head screws. The locking tabs will swivel into place and secure the unit to the rear surface of the drywall. Put in the strips of adhesive to secure the grille.



4

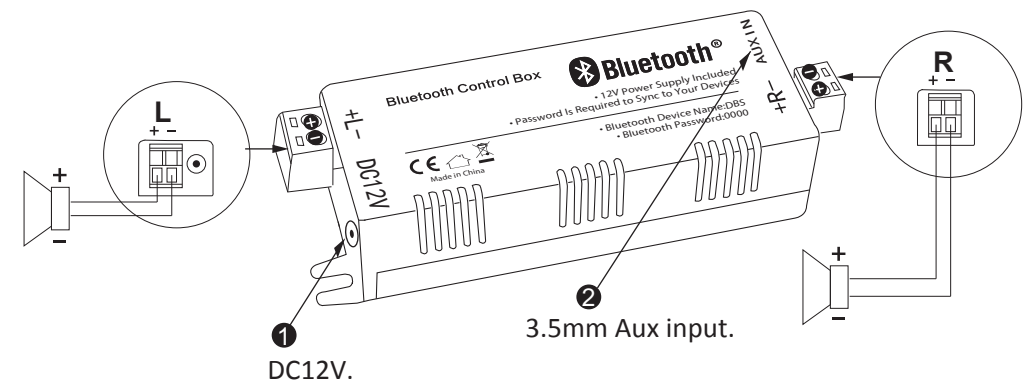
Replace the metal grille.

Bluetooth Connection Diagram

When powering on the amplifier, while it is connected to a speaker, you will hear a tone which confirms the device is on.

To connect a Bluetooth device, search for the device name DBS and use the password located at the bottom of the sheet to connect.

When playing music, the Bluetooth audio input will take priority over the analog input located on the device. This means if the analog input is being used, and a Bluetooth device is connected, the amplifier will then use the Bluetooth device as the source. If the Bluetooth device is disconnected, and the analog device is still connected, the amplifier will then use the analog device as the source.



Bluetooth Device Name: DBS
Bluetooth Password: 0000

Importer: Ahoy Norge AS, Hangarveien 21B, 3241 Sandefjord, Norway
Phone: +47 359 44 000