


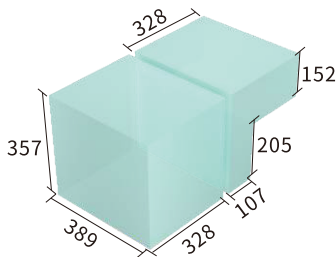


Model:TW75
80 Quarts dual zone




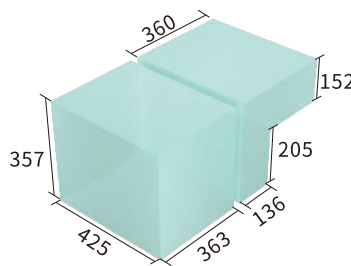
 X102
  X60
  X33
 12 fl oz (355ML) 16.9 fl oz (500ML) 25.4 fl oz (750ML)



Model:TW95
100 Quarts dual zone





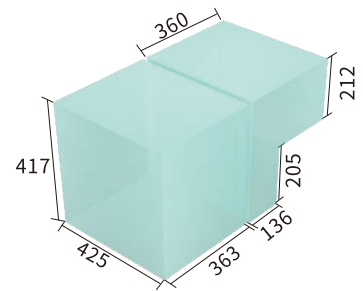
 X126
  X82
  X45
 12 fl oz (355ML) 16.9 fl oz (500ML) 25.4 fl oz (750ML)



Model:TW115
121 Quarts dual zone



 X156
  X102
  X55
 12 fl oz (330ML) 16.9 fl oz (550ML) 25.4 fl oz (750ML)



Feature

- * Dual compartments with individual temperature control
- * LG compressor for superior cooling performance
- * Three stage battery protection system prevents vehicle run out of battery
- * Car & home dual use (DC/AC)
- * Shockproof and durable design for handling rocky road
- * Wire storage baskets, integrated ice maker, interior drain plug
- * Digital display control panel and interior LED light
- * Reliable sealing technique, good insulation foam
- * Reverse/removable fridge door design
- * Safe to run less than a 45-degree angle in short time
- * Silent operation with advanced compressor technology
- * Classic fridge slide ensures easy access to cooler, and makes it stays in position when you are driving in rough road.

The TW series portable fridge/cooler with various models offer premium quality and innovative design to satisfy our customers. The compressor with dual-zone compartments powered by LG produces impressive cooling/freezing, allowing you enjoy fresh food and cold drink in the road trip. The TW series' robust design and rugged construction is suitable for outdoor use. Enjoy convenience with our app adjusting temperature and other setting at your fingertips. We make you feel cool!



MODEL:	TW75	TW95	TW115
POWER SUPPLY:	12/24VDC,100-240VAC	12/24VDC,100-240VAC	12/24VDC,100-240VAC
TOTAL CAPACITY:	75L/80 Quarts/2.7cu. Ft.	95L/100 Quarts/3.4cu. Ft.	115L/122 Quarts/4.1cu. Ft.
COMPARTMENT 1 (FRIDGE/FREEZER)	29.5L/31 Quarts/1.04 cu. Ft.	39.5L/42 Quarts/1.4 cu. Ft.	43L/45.4Quarts/1.32cu.Ft
COMPARTMENT 2 (FRIDGE/FREEZER)	45.5L/48 Quarts/1.66 cu.Ft.	55.5L/59 Quarts/1.96Cu.Ft	62L/65.5Quarts/2.19cu.Ft
FRIDGE DIMENSION (D x W x H):	826*492*465mm 32 1/2 *19 3/8 *18 1/4 inch	896*528*465mm 35 1/4 *20 3/4 *18 1/4 inch	896*528*522mm 35 1/4 *20 3/4 *20 35/64 inch
PACKING SIZE (D x W x H):	894*560*532mm 35 3/16 *22 1/16 *20 15/16inch	964*596*532mm 37 15/16*23 1/2 *20 15/16inch	1058*607*589mm 41 21/32*23 57/64 *23 1/16inch
NET WEIGHT	22kg/48.5lbs	24kg/52.9lbs	26kg/57.3lbs
GROSS WEIGHT	24.8kg/54.7lbs	26.8kg/59.1lbs	28.8kg/63.5lbs
FRIDGE/FREEZER (COMBINATION):	0~8°C (32~46°F) / below -20°C (-4°F)	0~8°C (32~46°F) / below -20°C (-4°F)	0~8°C (32~46°F) / below -20°C (-4°F)
FRIDGE ONLY:	0~8°C (32~46°F)	0~8°C (32~46°F)	0~8°C (32~46°F)
FCL QUANTITY:	96/208/260 (20'/40'/40'HQ)	80/172/215(20'/40'/40'HQ)	67/144/168(20'/40'/40'HQ)
RATED CURRENT:	DC 6.0A/3.0A AC 1.5A-0.7A	DC 6.0A/3.0A AC 1.5A-0.7A	DC 6.0A/3.0A AC 1.5A-0.7A
RATED POWER INPUT:	90W	90W	90W
NOISE LEVEL:	<45dB	<45dB	<45dB



Door latch



Digital display



Heavy duty handle



Interior LED light



Car/home dual use plug



Drain plug



Reverse/removable door



Protective foot pad



Classic fridge slide
(optional for order)