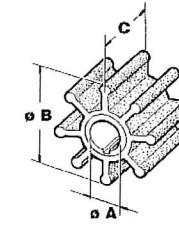
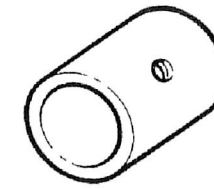


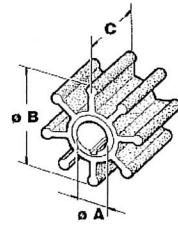
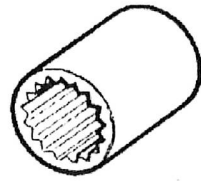
PIN DRIVE



Impeller n° blades	Ø A (mm)	Ø B (mm)	C	picture
500100/500200 6	9,54	39,6	18,94	
500131 6	10	39,6	19,2	
500134 8	11,2	25,9	38,5	
500121 6	12	39,6	19,2	
500123 6	12	52	25	

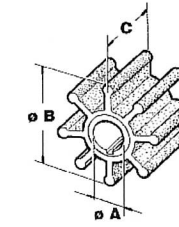
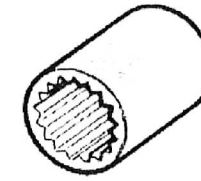
Impeller n° blades	Ø A (mm)	Ø B (mm)	C	picture
500101/500201 6	12,17	50,8	22,1	
500146 10	12,17	51,8	22	
500116/500216 6	12,66	50,8	22,1	
500156 10	12,66	51,8	22	

SPLINE



Impeller n° blades	Ø A (mm)	Ø B (mm)	C	picture
500107/500207 12	14,29	57	31,6	
500189 12	14,29	57	32,05	
500155 8	14,29	58,65	36,65	
500124 12	14,29	57	48,2	
500178 12	14,29	57	48,2	
500104 12	14,29	57	50,2	
500150 12	14,29	57,15	48,25	
500133 10	14,29	57,18	50,25	

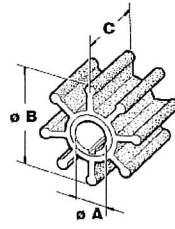
SPLINE



Impeller n° blades	Ø A (mm)	Ø B (mm)	C	picture
500163 12	22,5	95	95	
500105/500205 9	22,5	96	63,1	
500186 12	22,5	96,5	130	

Impeller n° blades	Ø A (mm)	Ø B (mm)	C	picture
500144 9	22,5	117,6	88,5	
500172 10	38,82	119,7	133	

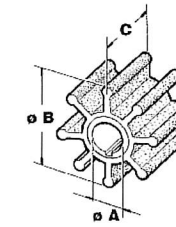
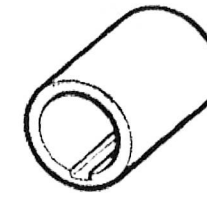
KEY DRIVE



Impeller n° blades	Ø A (mm)	Ø B (mm)	C	picture
500322 6	10	36	14,5	
500127 6	10	50,8	22,1	
500350 6	10,93	69	12,72	
500325 6	11	40	12,6	
500369 6	11	47,6	14,1	
500324 6	11,15	47,5	13,7	
500354 6	11,2	38,4	17,9	
500368 6	11,6	53	14	

Impeller n° blades	Ø A (mm)	Ø B (mm)	C	picture
500302 6	11,9	40	18	
500319 6	12,2	42	20	
500375 6	12,2	43	12	
500129 6	12,75	50,8	22,1	
500351 6	12,75	69	12,72	
500166 12	12,8	56,6	19,8	
500363 6	12,85	53	14	
500320 6	13	40	22	

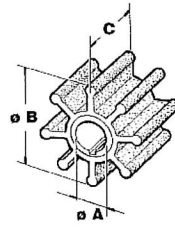
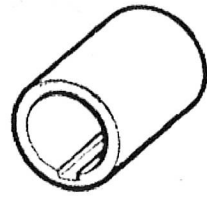
KEY DRIVE



Impeller n° blades	Ø A (mm)	Ø B (mm)	C	picture
500347 6	13	45,60	14,80	
500329 6	13,2	39,3	22	
500383 8	13,97	40,8	23,4	
500384 6	13,97	51,2	19,05	
500321 6	14	40	22	
500349 6	14	69	12,72	
500343 6	14,1	41	28,55	
500398 6	15,25	70,5	12,1	

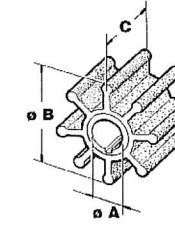
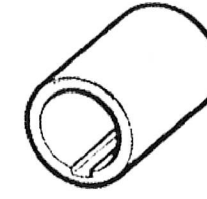
Impeller n° blades	Ø A (mm)	Ø B (mm)	C	picture
500374 6	15,94	51,2	19,05	
500103 12	15,9	62	31,7	
500102/500202 8	15,9	65	50,2	
500120 12	15,9	65,2	41,3	
500108/500208 12	15,93	57	31,6	
500160 8	15,93	65,2	50,2	
500188 8	15,93	65	50,2	
500392 10	15,95	57,5	14,65	

KEY DRIVE



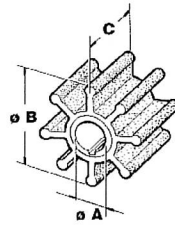
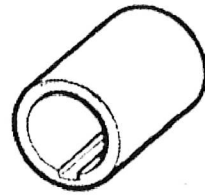
Impeller n° blades	Ø A (mm)	Ø B (mm)	C	picture
500165 12	15,95	62,2	22,4	
500170 12	16	57	31,6	
500167 12	16	65	51,2	
500366 6	16	69	12,72	
500352 6	16,04	69,8	22,1	
500385 6	16,1	51,2	19,05	
500326 6	16,15	69,5	12,72	
500348 6	16,20	45,6	14,8	
500122 8	17	65	48,6	
500128 8	17	66	32	
500362 6	17,1	67	16,5	
500361 6	17,1	67	19	
500399 6	17,2	67	16,16	
500339 6	17,2	55,75	20,2	
500338 6	17,2	55,75	20,2	
500379 6	17,2	50,4	20,2	


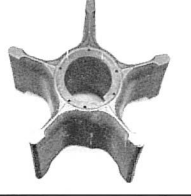
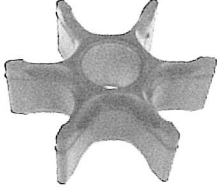
KEY DRIVE



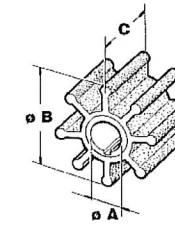
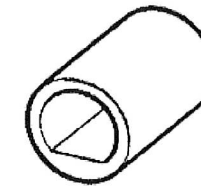
Impeller n° blades	Ø A (mm)	Ø B (mm)	C	picture
500382 6	17,2	44,25	20,25	
500353 6	17,5	51,2	19,05	
500316 6	18,05	51,80	19	
500306 6	19,13	89	31,9	
500307 6	19,25	91,5	25,4	
500164 12	20,1	84	73,5	
500364 6	20	58,2	34,7	
500360 6	20	67,5	19,00	
500323 6	20,1	58	30	
500388 6	20,3	65,75	35,2	
500397 12	20,8	56,6	19,8	
500390 6	21	57,2	29,6	
500365 6	22,2	78,3	26	
500356 6	22,3	109,5	24,8	
500305 6	22,3	89	31,9	
500371 6	22,4	89	31	




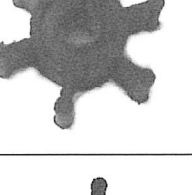


KEY DRIVE





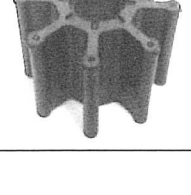


Impeller n° blades	Ø A (mm)	Ø B (mm)	C	picture
500337 6	23,35	87,8	31	
500393 5	24,3	87	39	
500367 6	24,4	86	31,7	

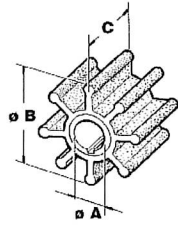
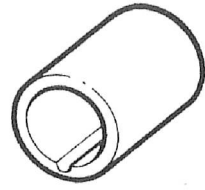
SINGLE FLAT DRIVE



Impeller n° blades	Ø A (mm)	Ø B (mm)	C	picture
500110/500210 6	7,31	50,8	22,1	
500138/500238 6	7,31	51,3	22	
500284 6	7,4	35,4	12,8	
500132/500232 6	8	44,6	13	
500113/500213 6	8	31,3	11,9	
500130/500230 6	8	31,75	12	

Impeller n° blades	Ø A (mm)	Ø B (mm)	C	picture
500190 6	12,2	19	40	
500328 6	13,15	41	28,55	
500327 8	13,15	41	23	
500148 10	16,85	65	50,7	
500109 8	16,85	66,5	50,6	

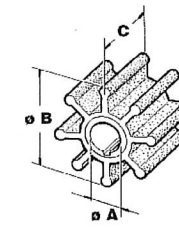
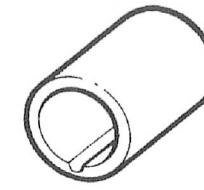
KEY DRIVE



Impeller n° blades	Ø A (mm)	Ø B (mm)	C	picture
500377 6	10,25	33,6	14,2	
500358 6	10,94	38,4	17,8	
500314 6	11	32	14,35	
500332 3	11,12	39	17,7	
500309 6	11,6	32	14,40	
500310 6	11,6	32	14,40	
500300 6	12	32	13,3	
500344 6	12	40	18	

Impeller n° blades	Ø A (mm)	Ø B (mm)	C	picture
500376 6	12,2	48,5	15	
500355 6	12,75	38,4	17,8	
500318 6	13	58,8	11,7	
500387 6	13,2	48	15	
500386 6	15,2	53	20,5	
500311 6	15,95	51,2	19,05	
500357 6	15,95	51,2	19,05	
500331 6	16	38,5	21,8	

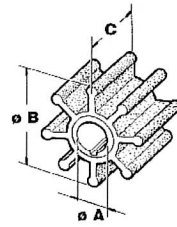
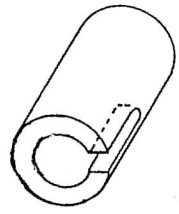
KEY DRIVE







Impeller n° blades	Ø A (mm)	Ø B (mm)	C	picture
500315 6	16	73	12,6	
500345 6	16,04	69,20	22,25	
500304 8	18,2	58,6	22,5	
500312 6	19,13	51,8	19	

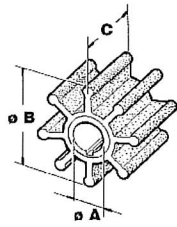
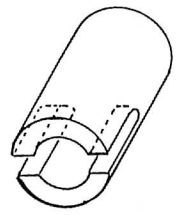
Impeller n° blades	Ø A (mm)	Ø B (mm)	C	picture
500378 6	19,25	78,2	25,15	
500313 6	22,3	60	33,8	
500301 6	22,4	89	32,5	


KEY DRIVE



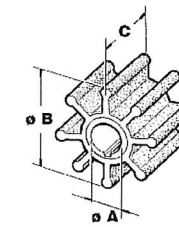
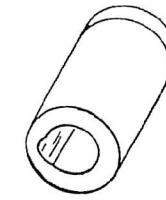
Impeller					Impeller				
n° blades	Ø A (mm)	Ø B (mm)	C	picture	n° blades	Ø A (mm)	Ø B (mm)	C	picture
500334					500335				
6	12,85	57	14,8		10	14,35	57,5	15	
500342					500333				
6	15,95	57	15		6	14,5	56,6	15,1	







KEY DRIVE



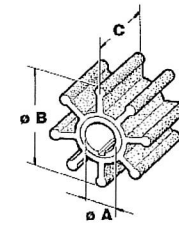
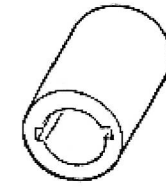
Impeller					Impeller				
n° blades	Ø A (mm)	Ø B (mm)	C	picture	n° blades	Ø A (mm)	Ø B (mm)	C	picture
500330									
6	11	36,5	18,1						




KEY DRIVE



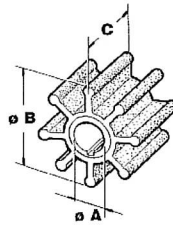
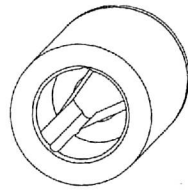
Impeller					Impeller				
n° blades	Ø A (mm)	Ø B (mm)	C	picture	n° blades	Ø A (mm)	Ø B (mm)	C	picture
500370					500373				
6	15,94	51,2	19,05		3	19,15	91,3	25,4	
500346					500303				
6	16,04	70	22,3		6	19,15	91,5	25,4	
500372					500308				
3	19,15	91,3	25,4		6	22,31	89	32,03	


KEY DRIVE




Impeller					Impeller				
n° blades	Ø A (mm)	Ø B (mm)	C	picture	n° blades	Ø A (mm)	Ø B (mm)	C	picture
500380					500396				
12	10	39,6	14,3		6	12	41	14	
500336									
6	10	41	14						

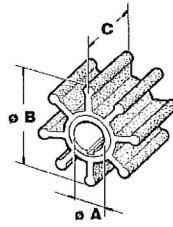
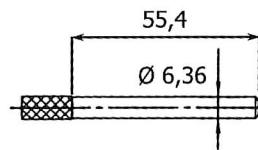
SPECIFIC DRIVE




Impeller n° blades	Ø A (mm)	Ø B (mm)	C	picture
500394				
10	12,7	58,5	21,5	

Impeller n° blades	Ø A (mm)	Ø B (mm)	C	picture
500317				
10	12,76	58,5	40,41	

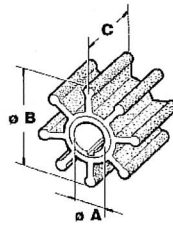
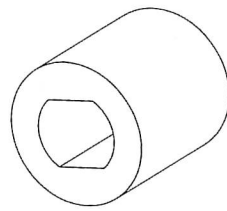
SPECIFIC DRIVE





Impeller n° blades	Ø A (mm)	Ø B (mm)	C	picture
500258				
6		39,1	18,9	


Impeller n° blades	Ø A (mm)	Ø B (mm)	C	picture

DOUBLE FLAT DRIVE

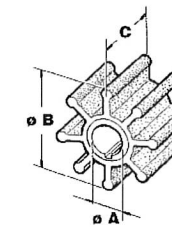
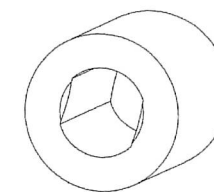



Impeller n° blades	Ø A (mm)	Ø B (mm)	C	picture
500157				
10	13,42	57,18	50,25	


Impeller n° blades	Ø A (mm)	Ø B (mm)	C	picture
500153				
9	20,2	117,6	88,5	

500152				
12	20,2	95	88,5	

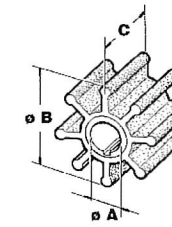
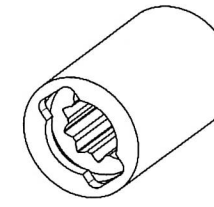
DOUBLE FLAT DRIVE





Impeller n° blades	Ø A (mm)	Ø B (mm)	C	picture
500159				
8	11,4	66,5	50,6	


Impeller n° blades	Ø A (mm)	Ø B (mm)	C	picture
500185				
11	25,4	94	63	


PULLER DRIVE





Impeller n° blades	Ø A (mm)	Ø B (mm)	C	picture
500187				
9	14,29	65,2	75,65	


Impeller n° blades	Ø A (mm)	Ø B (mm)	C	picture
500182				
12	20,7	94,5	101,5	

500181				
12	16,1	84	73	

500179				
10	20,7	114,3	109,5	

500183				
12	20	94,5	79,8	

500193				
10	24,35	114,3	109,5	

500192				
12	20	94,5	101,5	